

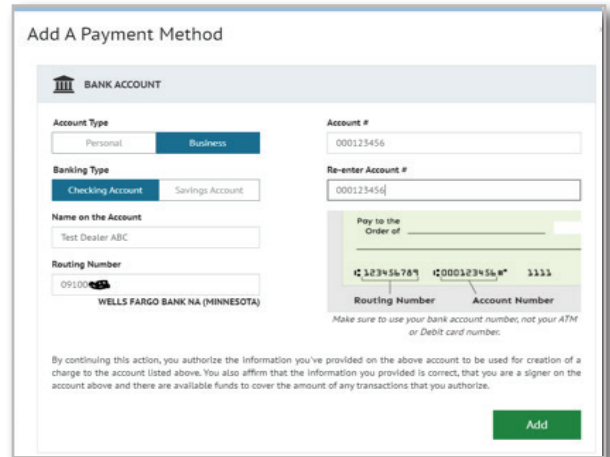


# Remit eCheck User Guide

## One Time Payment

- Once banking data has been added, select Add.
- Select Continue to Payment
- Verify Payment
- Select Make Payment
- Confirmation notice:
- A payment initiated e-mail will be sent

**Note:** You can enroll here to set up an account to save your data and make your next payment quicker.



**Add A Payment Method**

**BANK ACCOUNT**

Account Type: Personal Business (Business selected)

Banking Type: Checking Account Savings Account (Checking Account selected)

Name on the Account: Test Dealer ABC

Routing Number: 091000021  
WELLS FARGO BANK NA (MINNESOTA)

Account #: 000123456

Re-enter Account #: 000123456

Pay to the Order of: [Redacted]

Routing Number: 091000021  
Account Number: 000123456

Make sure to use your bank account number, not your A/TN or Debit card number.

By continuing this action, you authorize the information you've provided on the above account to be used for creation of a charge to the account listed above. You also affirm that the information you provided is correct, that you are a signer on the account above and there are available funds to cover the amount of any transactions that you authorize.

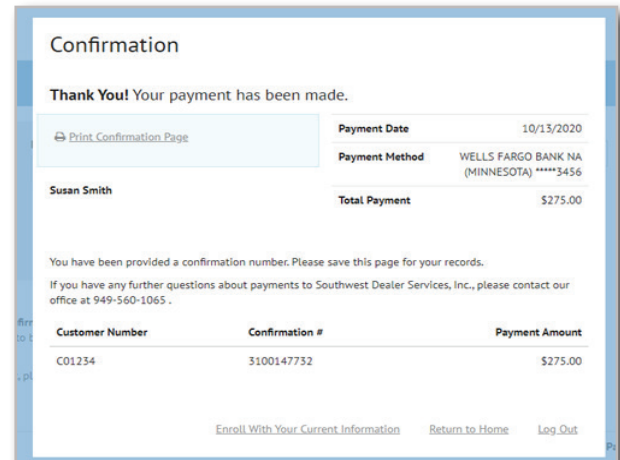
**Add**

## Account Setup

- Select Enroll with your current information
- Profile setup: complete all fields
- **Password Setup:** create a secure password for your account
- Select Continue to Terms of Service
- Please read Terms of Service and check the box
- Select Continue to Payment Accounts
- Give this account a nickname
- Select Finish Enrollment
- Open up email sent
- Select the blue Activate button on the email received

## Congratulations!

You are all set to utilize our easy to use eCheck payment process.



**Confirmation**

**Thank You!** Your payment has been made.

[Print Confirmation Page](#)

Payment Date: 10/13/2020

Payment Method: WELLS FARGO BANK NA (MINNESOTA) \*\*\*\*3456

Susan Smith

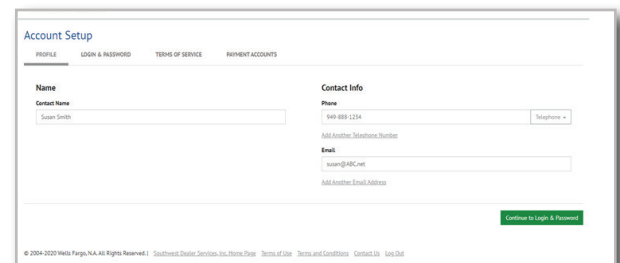
Total Payment: \$275.00

You have been provided a confirmation number. Please save this page for your records.

If you have any further questions about payments to Southwest Dealer Services, Inc., please contact our office at 949-560-1065.

Customer Number	Confirmation #	Payment Amount
C01234	3100147732	\$275.00

[Enroll With Your Current Information](#) [Return to Home](#) [Log Out](#)



**Account Setup**

PROFILE LOGIN & PASSWORD TERMS OF SERVICE PAYMENT ACCOUNTS

Name: Susan Smith

Contact Name: Susan Smith

Phone: 949-888-1234

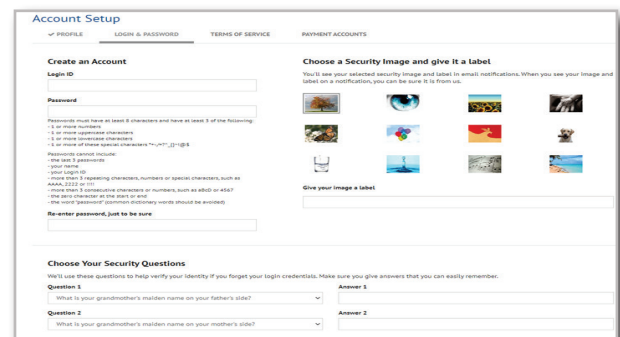
Add Another Telephone Number

Email: susan@ABC.com

Add Another Email Address

**Continue to Login & Password**

© 2009-2020 Wells Fargo Bank, All Rights Reserved. | Southwest Dealer Services, Inc. Store Close | Terms of Use | Terms and Conditions | Contact Us | Log Out



**Account Setup**

PROFILE LOGIN & PASSWORD TERMS OF SERVICE PAYMENT ACCOUNTS

**Create an Account**

Login ID: [Redacted]

Password: [Redacted]

Re-enter password, just to be sure: [Redacted]

**Choose a Security Image and give it a label**

You'll see your selected security image and label in email notifications. When you see your image and label on a notification, you can be sure it is from us.

Give your image a label: [Redacted]

**Choose Your Security Questions**

What's use these questions to help verify your identity if you forget your login credentials. Make sure you give answers that you can easily remember.

Question 1: What is your grandmother's maiden name on your father's side? Answer 1: [Redacted]

Question 2: What is your grandmother's maiden name on your mother's side? Answer 2: [Redacted]